







































9 4x100m Freestyle Women Final

Official

Rank	Competitor	Age	Club	RT	PTS	Result	
1	 Coast Swimming Club A	28	 Coast Swimming Club	0.72		3:39.72 Entry: 3:45.25 -5.53	
	Zoe Pedersen	18 (0.72)	12.40	25.88	40.12	54.36	54.36
	Madison Kidd	28 (0.34)	12.04	25.95	40.42	55.23	1:49.59
	Eve Thomas	24 (0.13)	12.58	26.84	40.94	54.89	2:44.48
	Milan Glintmeyer	17 (0.69)	12.53	26.31	40.53	55.24	3:39.72
2	 North Shore Swimming Club A	24	 North Shore Swimming Club	0.66		3:42.23 Open NZR Entry: 3:39.36 +2.87	
	Chelsey Edwards	24 (0.66)	12.05	25.31	39.23	53.06	53.06
	Charley Joyce	20 (0.53)	12.85	26.91	41.81	56.99	1:50.05
	Erika Fairweather	21 (0.49)	12.44	26.09	40.08	53.81	2:43.86
	Kezia Buisinne	17 (0.61)	13.23	27.84	43.16	58.37	3:42.23
3	 Swimming New South Wales Aus	19	 Swimming New South Wales Aus	0.65		3:46.22 -	
	Asha Ring (V)	17 (0.65)	12.93	27.08	41.44	55.83	55.83
	Delinda Thompson (V)	14 (0.20)	12.79	27.44	42.56	57.73	1:53.56
	Sarah Bennett (V)	19 (0.30)	11.98	26.25	40.97	55.84	2:49.40
	Ivy Miller (V)	18 (0.43)	12.48	26.89	41.87	56.82	3:46.22
4	 Hamilton Aquatics A	23	 Hamilton Aquatics	0.22		3:50.40 Entry: 3:50.99 -0.59	
	Georgina McCarthy	23 (0.22)	13.02	27.47	42.43	57.28	57.28
	Indiana Riley	17	13.32	28.06	43.30	58.28	1:55.56
	Holli Macdonald	18	13.33	27.92	42.95	57.80	2:53.36
	Chloe Peters	17	12.48	27.06	42.24	57.04	3:50.40
5	 Coast Swimming Club B	21	 Coast Swimming Club	0.81		3:51.74 Entry: 4:00.55 -8.81	
	Amber George	20 (0.81)	13.18	27.96	43.32	58.43	58.43
	Zoe Crawford	20 (0.23)	12.49	27.43	42.89	58.14	1:56.57
	Savannah-Eve Martin	19 (0.23)	12.66	27.30	42.43	58.05	2:54.62
	Zyleika Pratt-Smith	21 (0.38)	12.56	27.09	42.04	57.12	3:51.74
6	 South Australia A	19	 South Australia	0.74		3:52.26 Entry: 3:54.24 -1.98	
	Madeleine Trumble (V)	19 (0.74)	13.01	27.20	41.66	56.19	56.19
	Maisy Pronk (V)	17 (0.26)	12.79	27.83	43.73	59.06	1:55.25
	Claire Borgmeyer (V)	17 (0.41)	13.13	27.91	43.51	59.29	2:54.54
	Alinta Dingwall (V)	18 (0.72)	13.47	27.79	42.76	57.72	3:52.26

7	 Neptune Swim Club A	25	 Neptune Swim Club	0.74	3:52.84 Entry: 3:56.74 -3.90
	Emilia Finer	20 (0.74)	13.86 28.77 43.82 58.36 58.36		
	Annalise Miller	13 (0.42)	13.30 28.58 43.93 59.40 1:57.76		
	Isabella Miller	16 (0.30)	13.04 28.19 44.09 1:00.07 2:57.83		
	Caitlin Deans	25 (0.25)	12.53 26.46 40.79 55.01 3:52.84		
8	 United Swimming Club A	18	 United Swimming Club	0.73	3:52.97 Entry: 3:52.86 +0.11
	Freya Hingston	18 (0.73)	13.63 28.74 44.11 59.50 59.50		
	Alex McIntosh	16 (0.48)	13.37 28.12 43.39 58.52 1:58.02		
	Octavia Mahoney	14 (0.33)	12.54 26.88 41.94 57.04 2:55.06		
	Mila Tongalea	15 (0.31)	12.40 27.05 42.60 57.91 3:52.97		
9	 Wharenui Swim Club A	18	 Wharenui Swim Club	0.87	3:56.75 Entry: 3:50.46 +6.29
	Bridie Quayle	17 (0.87)	13.77 28.88 44.43 59.64 59.64		
	Hanna Abdou	18 (0.43)	13.18 27.78 43.11 58.35 1:57.99		
	Tandia Fisher	15 (0.36)	13.17 27.97 43.57 58.73 2:56.72		
	Olivia Vivian	14 (0.37)	13.61 29.25 44.87 1:00.03 3:56.75		
10	 North Shore Swimming Club B	17	 North Shore Swimming Club	0.78	3:57.74 Entry: 3:53.89 +3.85
	Alexis Buisinne	17 (0.78)	13.60 28.60 44.53 1:00.48 1:00.48		
	Amber Lin	14 (0.11)	12.93 27.90 43.47 58.65 1:59.13		
	India Vaughan	15 (0.00)	12.49 27.46 42.89 59.14 2:58.27		
	Channelle Huang	14 (0.42)	12.87 27.87 43.47 59.47 3:57.74		
11	 Pirates Swim Team A	21	 Pirates Swim Team	0.71	3:59.88 Entry: 4:02.59 -2.71
	Maia Adams	21 (0.71)	13.66 28.84 44.45 59.77 59.77		
	Kate Hurley	17 (0.59)	13.68 28.77 44.42 59.84 1:59.61		
	Catherine Sonerson	19 (0.57)	13.61 28.75 44.46 1:00.26 2:59.87		
	Sadie Percy	15 (0.42)	13.52 29.02 44.92 1:00.01 3:59.88		
12	 Wharenui Swim Club B	18	 Wharenui Swim Club	0.77	4:00.49 Entry: 4:01.96 -1.47
	Laura Menzies	16 (0.77)	13.61 28.79 44.96 1:00.66 1:00.66		
	Sophia Kivileva	13 (0.39)	13.96 29.35 45.52 1:01.57 2:02.23		
	Lily Dunne	14 (0.39)	13.61 28.59 44.50 1:00.51 3:02.74		
	Rylee McBride	18 (0.40)	12.84 27.46 42.86 57.75 4:00.49		
13	 Off The Blocks Swim Team AU...	20	 Off The Blocks Swim Team AUS	0.78	4:00.54 Entry: 3:59.67 +0.87
	Gabriella Mramor (V)	20 (0.78)	13.55 28.60 43.92 59.16 59.16		
	Sienna Melville (V)	15 (0.35)	13.32 28.69 44.57 1:00.46 1:59.62		
	Chloe McCormack (V)	15 (0.29)	13.46 28.92 44.97 1:00.88 3:00.50		
	Alice Simsek (V)	16 (0.38)	13.31 28.39 44.33 1:00.04 4:00.54		
14	 Jasi Swim Club A	18	 Jasi Swim Club	0.31	4:04.91 Entry: 4:06.01 -1.10

	Grace Henderson	18	(0.31)	14.17	29.27	44.92	1:00.42	1:00.42		
	Pippa Jory	16	(-0.02)	13.79	29.24	45.46	1:01.40	2:01.82		
	Sydney Alva	16	(0.00)	13.75	29.85	46.02	1:02.67	3:04.49		
	Aimee Drennan	15		13.39	28.70	44.64	1:00.42	4:04.91		
15	 Off The Blocks Swim Team AU...	19		 Off The Blocks Swim Team AUS					0.74	4:05.15 Entry: 4:09.22 -4.07
	Lucinda McCoy (V)	16	(0.74)	13.94	29.25	44.84	1:00.10	1:00.10		
	Bethany Hughes (V)	16	(0.42)	13.86	29.86	46.32	1:03.04	2:03.14		
	Kelsey Corbett (V)	14	(0.44)	13.27	28.69	44.78	1:01.58	3:04.72		
	Jessica Henderson (V)	19	(0.37)	13.89	29.23	44.80	1:00.43	4:05.15		
16	 St Paul's Swimming Club A	17		 St Paul's Swimming Club					0.76	4:06.07 Entry: 4:09.29 -3.22
	Tessa Scott	16	(0.76)	13.73	28.81	44.86	1:00.60	1:00.60		
	Lani Jarrett	16	(0.49)	14.04	29.67	45.37	1:01.10	2:01.70		
	Ashley Calcott	17	(0.51)	14.21	29.74	45.96	1:02.02	3:03.72		
	Isabelle Blackmore	16	(0.53)	14.33	29.88	46.21	1:02.35	4:06.07		
-	 Triton Swim Club A	17		 Triton Swim Club					0.75	DSQ
	Charlotte Ren	13	(0.75)							DSQ
	Annabel Sia	13	(0.15)							
	Youyou Tang	13	(0.17)							
	Natalie Sturt	17	(0.21)							
-	 St Paul's Swimming Club B	17		 St Paul's Swimming Club					0.72	DSQ
	Kaylee Smith	15	(0.72)							DSQ
	Ashley Lander	16	(-0.12)							
	Samantha Tilley	15	(0.58)							
	Emma Fletcher	17	(0.53)							
-	 Coast Swimming Club C	17		 Coast Swimming Club					0.78	DSQ
	Zaniqua Pratt-Smith	17	(0.78)							DSQ
	Helena Huettemeyer	17	(0.52)							
	Nina Rice	15	(0.39)							
	Eleanor Saunders	17	(-0.08)							